

Design

Careful design and the use of quality materials assures a long, useful life of the diaphragm valve. The straight through type passage of the type "SO" valves ensures minimum flow to even the densest fluids. There are two body alternatives available. They are straight screwed bodies from 25mm (1") to 350mm (14"). Flanges are drilled to customer requirements. A choice of handwheel or chainwheel operated valves (with or without guides) are available. The diaphragm, which is made from raw materials to suit the fluids handled, completely isolates the bonnet assembly from the body of the valve, thus ensuring protection of the compressor and spindle from being damaged by abrasive and corrosive fluids.

Performance and applications

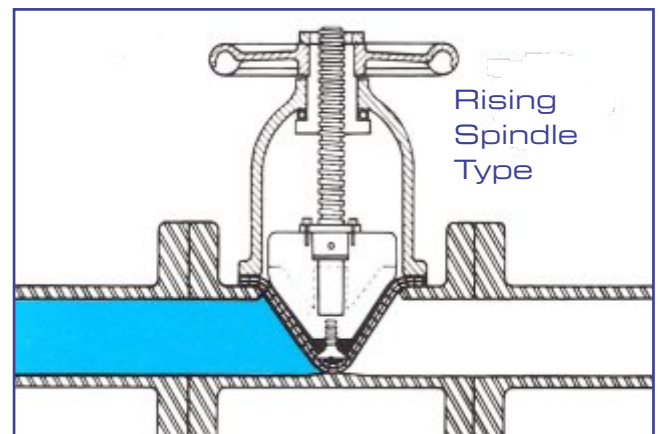
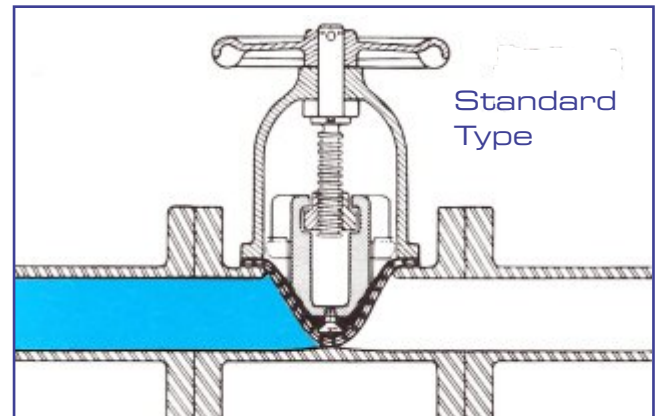
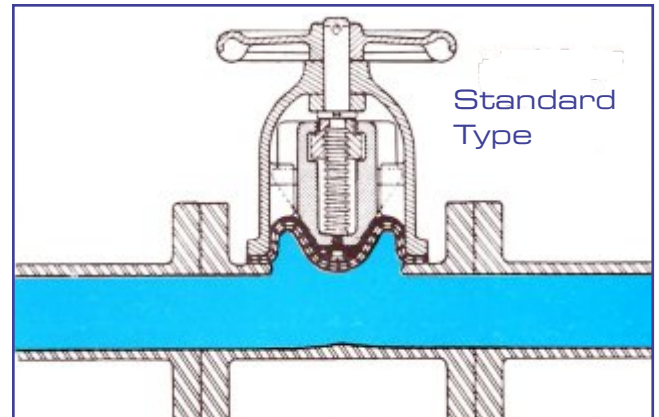
The excellent flow characteristics achieved with the "SO" diaphragm valve ensures trouble-free performance even when handling thicker fluids, such as sludges and slurries. This proven system of controlling fluids together with a robust and simple construction makes for minimum maintenance downtime. Designed for easy maintenance, the entire bonnet/diaphragm assembly can be withdrawn by simply loosening the bonnet nuts, thus leaving the body and pipe work in place.

The "SO" type diaphragm valve has a wide range of applications in industry. They can vary from acids to foodstuffs, antibiotics to effluents and commercial vacuum duties.

All Kerr Valve diaphragm valve parts are independently manufactured and are interchangeable with other types of diaphragm valves.

Service and quality

All valve parts are manufactured to the highest standards and our trained technical staff are available to assist in the selection of the correct valve for a specific application. For maximum working pressures please contact our technical department.



Features

1. Straight-through passage
2. Robust construction
3. Minimal resistance to flow
4. Positive isolation of valve mechanism
5. Easy maintenance
6. Excellent leak tightness

Advantages

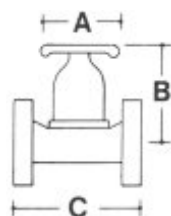
1. 100% S. A. Manufacture
2. Easy interchangeability of parts
3. Sure closure
4. Long life
5. Glandless construction

DIMENSIONS & PRESSURE				
Nominal Bore	A	B	C	Safe Working Pressure
mm	mm	mm	mm	kPa
25	83	121	127	700
32	83	121	146	700
40	83	121	159	700
50	140	181	191	700
65	165	200	216	700
80	197	245	254	700
100	254	267	305	700
125	311	305	356	600
150	311	375	406	350
200	368	410	521	350
250	483	559	635	350
300	585	635	749	350
350	699	664	980	175

Working pressure increased with ball thrust

All with standard ball thrust

All sizes available with rising spindle





TYPE WO DIAPHRAGM VALVE

Design The simple functional construction of the diaphragm valve makes maintenance and pipeline inspection easy. A long useful life is assured by careful design and use of quality materials. There are two body alternatives available. They are straight screwed bodies from 15mm (1/2") to 350mm (14"). Flanges are drilled to customer requirements. A choice of handwheel or chainwheel operated valves (with or without guides) are available. The diaphragm, which is made from raw materials to suit the fluids handled, isolates the moving mechanism from the fluids, thus ensuring protection of the compressor and spindle from being damaged by abrasive and corrosive fluids.

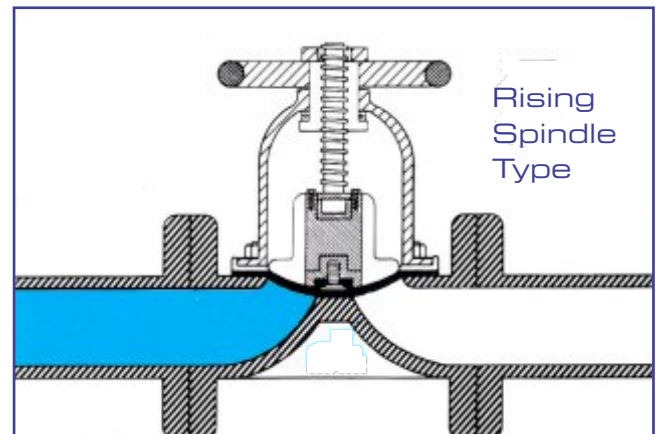
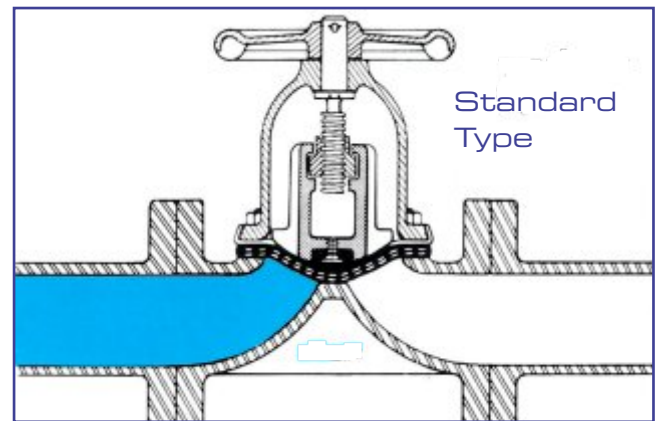
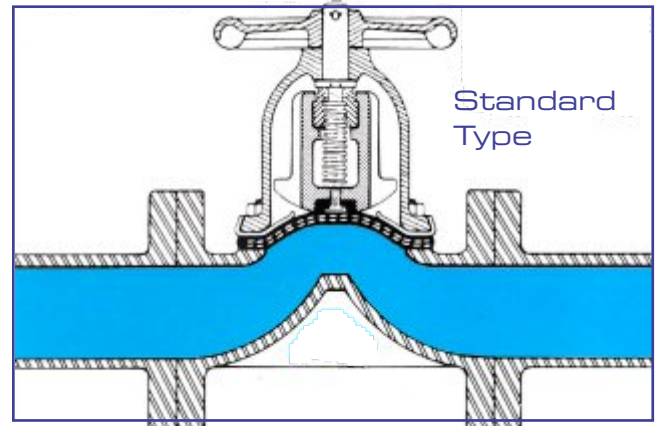
Performance and applications

The "WO" type diaphragm valve has an application in almost every industry. This proven system of controlling fluids together with high performance and trouble-free use in continuous application ensures minimum maintenance downtime. Designed for easy maintenance, the entire bonnet/diaphragm assembly can be withdrawn by simply loosening the bonnet nuts, thus leaving the body and pipe work in place.

All Kerr Valve diaphragm valve parts are independently manufactured and are interchangeable with other types of diaphragm valves.

Service and quality

All valve parts are manufactured to the highest standards and our trained technical staff are available to assist in the selection of the correct valve for a specific application. For maximum working pressures please contact our technical department.



Features

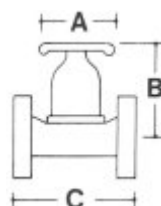
1. Flexible, reinforced diaphragm
2. Operating mechanism protected from corrosion
3. Compressor ensures tight closure
4. Robust construction
5. Positive isolation of valve mechanism
6. Streamlined fluid flow
7. Parts are interchangeable

Advantages

1. 100% S. A. Manufacture
2. Leakproof
3. Low flow resistance
4. Long life
5. Easy maintenance
6. Sure closure

DIMENSIONS & PRESSURE				
Nominal Bore	A	B	C	Safe Working Pressure
mm	mm	mm	mm	kPa
15	57	76	102	1600
20	70	89	118	1600
25	83	95	127	1600
32	95	95	146	1200
40	114	143	159	1200
50	140	168	191	1000
65	165	200	216	1000
80	197	219	254	1000
100	254	273	305	850
125	311	321	356	700
150	368	365	406	500
200	483	498	521	600
250	584	584	635	500
300	699	679	749	400
350	699	889	749	350

Working pressure increased with ball thrust
All with standard ball thrust



All sizes available with rising spindle